

Membership Analysis | Basic Details

Member Employment Records
or Unique Members
Unique Members

Member Employment Records
18,108

Unique Members
13,752

Average Employments
1.32

Average Member Age
55.6

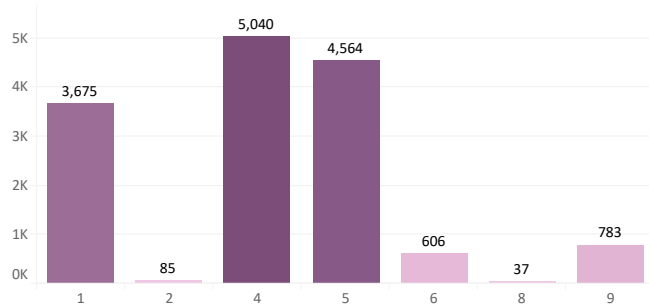
Unique Members by Status

Scheme
Multiple values

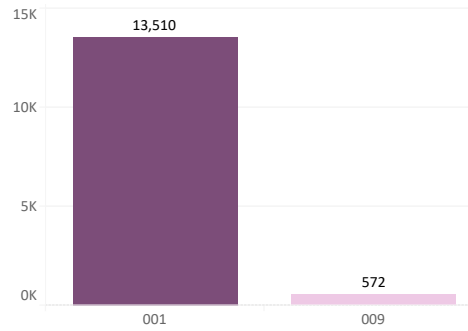
Status
Multiple values

Members Employment Type
All

Location/Employer
All



Unique Members by Scheme



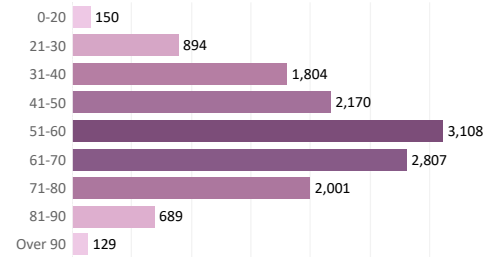
Unique Members by Part Time Indicator & Status

Status	C	F-T	N	V	Y
1	568	1,186	2		2,160
2	32	16			43
4	554	1,491	4	1	3,328
5	161	2,471	2		2,265
6		606			
8	6	8			24
9	124	139	1		525

Unique Members by Employment Type

Members Employment Type	Count
01: Officer	12,363
02: Manual Worker	1,404
07: Female Granted Post 72 Service	307
PC: Pension Credit	20
03: Former Reg 21 (elig ret 60/5)	5
05: Coroner	3
04: Former Reg 23 (elig ret 55/25)	1
08: Female Officer (E12 applies)	1

Unique Members by Current Age



Note: By default this visualisation includes all statuses including deceased members. The age dis..

Unique Members by Partnership Status

